

System Programming for Linux Containers

User Namespaces and Capabilities

Michael Kerrisk, man7.org © 2020

mtk@man7.org

February 2020

Outline

16	User Namespaces and Capabilities	16-1
16.1	User namespaces and capabilities	16-3
16.2	What does it mean to be superuser in a namespace?	16-21
16.3	User namespace “set-UID-root” programs	16-31
16.4	Namespaced file capabilities	16-35
16.5	Namespaced file capabilities example	16-43

16	User Namespaces and Capabilities	16-1
16.1	User namespaces and capabilities	16-3
16.2	What does it mean to be superuser in a namespace?	16-21
16.3	User namespace “set-UID-root” programs	16-31
16.4	Namespaced file capabilities	16-35
16.5	Namespaced file capabilities example	16-43

What are the rules that determine the capabilities that a process has in a given user namespace?

User namespace hierarchies

- User NSs exist in a hierarchy
 - Each user NS has a parent, going back to initial user NS
- Parental relationship is established when user NS is created:
 - `clone()`: parent of new user NS is NS of caller of `clone()`
 - `unshare()`: parent of new user NS is caller's previous NS
- Parental relationship is significant because it plays a part in determining capabilities a process has in user NS

User namespaces and capabilities

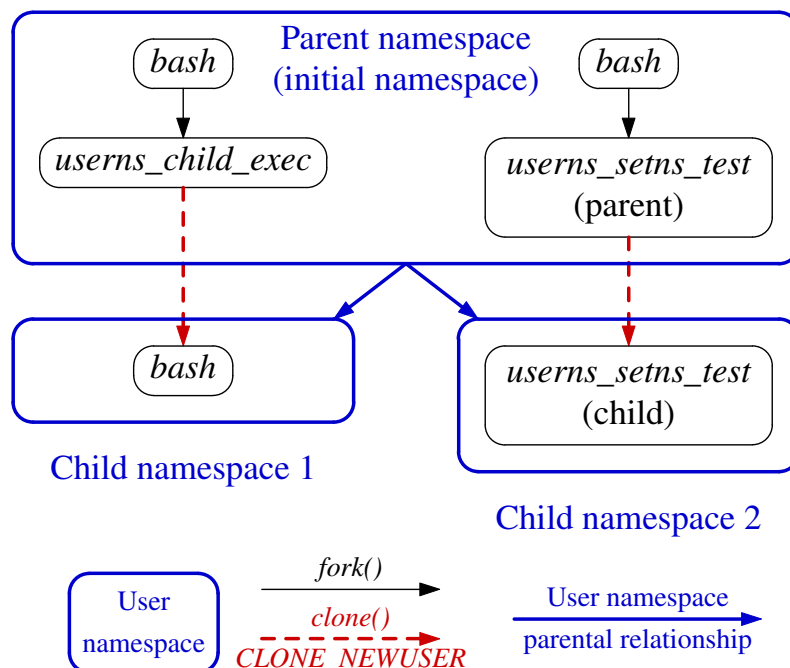
- Whether a process has an effective capability inside a “target” user NS depends on several factors:
 - Whether the capability is present in the process's effective set
 - Which user NS the process is a member of
 - The process's effective UID
 - The effective UID of the process that created the target user NS
 - The parental relationship between the process's user NS and the target user NS
- See also `namespaces/ns_capable.c`
 - (A program that encapsulates the rules described next)

Capability rules for user namespaces

- 1 A process has a capability in a user NS if:
 - it is a **member of the user NS**, and
 - **capability is present in its effective set**
 - **Note:** this rule doesn't grant that capability in **parent NS**
- 2 A process that has a capability in a user NS **has the capability in all descendant user NSs** as well
 - I.e., members of user NS are not isolated from effects of privileged process in parent/ancestor user NS
- 3 (All) processes in **parent** user NS that have **same eUID** as eUID of creator of user NS have all capabilities in the NS
 - At creation time, **kernel records eUID of creator** as "owner" of user NS
 - Can discover via `ioctl(fd, NS_GET_OWNER_UID)`
 - By virtue of previous rule, capabilities also propagate into all descendant user NSs

Demonstration of capability rules

Set up following scenario; then both `usersns_setns_test` processes will try to join *Child namespace 1* using `setns()`



namespaces/usersns_setns_test.c

```
./usersns_setns_test /proc/PID/ns/user
```

- Creates a child in a new user NS
- Both processes then call `setns()` to attempt to join user namespace identified by argument
 - `setns()` requires `CAP_SYS_ADMIN` capability in target NS

namespaces/usersns_setns_test.c

```
int main(int argc, char *argv[]) {
    ...
    fd = open(argv[1], O_RDONLY);

    child_pid = clone(childFunc, stack + STACK_SIZE,
                     CLONE_NEWUSER | SIGCHLD, (void *) fd);
    test_setns("parent:", fd);
    printf("\n");

    waitpid(child_pid, NULL, 0);
    exit(EXIT_SUCCESS);
}
```

- Open `/proc/PID/ns/user` file specified on command line
- Create child in new user NS
 - `childFunc()` receives file descriptor as argument
- Try to join user NS referred to by `fd` (`test_setns()`)
- Wait for child to terminate

namespaces/usersns_setns_test.c

```
static int childFunc(void *arg) {
    long fd = (long) arg;

    usleep(100000);
    test_setns("child: ", fd);
    return 0;
}
```

- Child sleeps briefly, to allow parent's output to appear first
- Child attempts to join user NS referred to by *fd*

namespaces/usersns_setns_test.c

```
static void display_symlink(char *pname, char *link) {
    char target[PATH_MAX];
    ssize_t s = readlink(link, target, PATH_MAX);
    printf("%s%s ==> %*s\n", pname, link, (int) s, target);
}

static void test_setns(char *pname, int fd) {
    display_symlink(pname, "/proc/self/ns/user");
    if (setns(fd, CLONE_NEWUSER) == -1)
        printf("%s setns() failed: %s\n", pname,
            strerror(errno));
    else {
        printf("%s setns() succeeded\n", pname);
        display_symlink(pname, "/proc/self/ns/user");
        display_creds_and_caps(pname);
    }
}
```

- Fetch and display caller's user NS symlink
- Try to *setns()* into user NS referred to by *fd*
- On success, display user NS symlink, credentials, capabilities

namespaces/usersns_functions.c

```
1 static void display_creds_and_caps(char *msg) {
2     cap_t caps;
3     char *s;
4
5     printf("%seUID = %ld; eGID = %ld; ", msg,
6           (long) geteuid(), (long) getegid());
7
8     caps = cap_get_proc();
9     s = cap_to_text(caps, NULL)
10    printf("capabilities: %s\n", s);
11
12    cap_free(caps);
13    cap_free(s);
14 }
```

- Display caller's credentials and capabilities
 - (Different source file)

namespaces/usersns_setns_test.c

In one terminal window (in initial user NS), we run the following commands:

```
$ id -u
1000
$ readlink /proc/$$/ns/user
user:[4026531837]
$ PS1='sh2# ' ./usersns_child_exec \
-U -M '0 1000 1' -G '0 1000 1' bash
sh2# echo $$
30623
sh2# id -u
0
sh2# readlink /proc/$$/ns/user
user:[4026532638]
```

- Show UID and user NS for initial shell
- Start a new shell in a new user NS
 - Show PID of new shell
 - Show UID and user NS of new shell

namespaces/usersns_setns_test.c

```
$ ./usersns_setns_test /proc/30623/ns/user
parent: readlink("/proc/self/ns/user") ==>
       user:[4026531837]
parent: setns() succeeded
parent: eUID = 0;  eGID = 0;  capabilities: =ep

child:  readlink("/proc/self/ns/user") ==>
       user:[4026532639]
child:  setns() failed: Operation not permitted
```

In a second terminal window, we run our *setns()* test program:

- Results of *readlink()* calls show:
 - Parent *usersns_setns_test* process is in initial user NS
 - Child *usersns_setns_test* is in another user NS
- *setns()* in parent succeeded, and parent gained full capabilities as it moved into the user NS

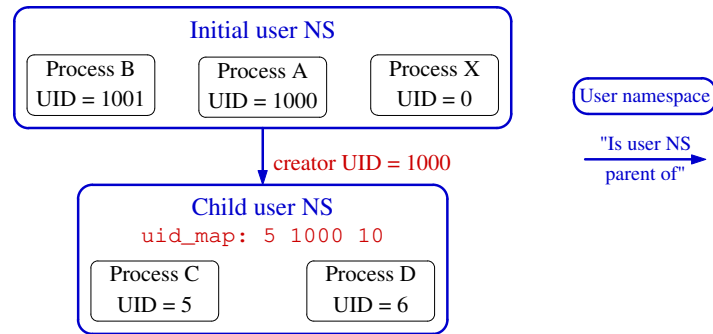
namespaces/usersns_setns_test.c

```
$ ./usersns_setns_test /proc/30623/ns/user
parent: readlink("/proc/self/ns/user") ==>
       user:[4026531837]
parent: setns() succeeded
parent: eUID = 0;  eGID = 0;  capabilities: =ep

child:  readlink("/proc/self/ns/user") ==>
       user:[4026532639]
child:  setns() failed: Operation not permitted
```

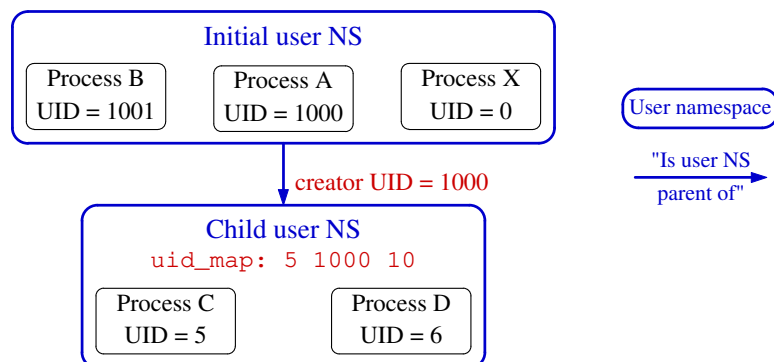
- *setns()* in child failed:
 - Rule 3: “processes in **parent** user NS that have **same eUID** as creator of user NS have all capabilities in the NS”
 - Parent *usersns_setns_test* process was in **parent user NS** of target user NS and so had **CAP_SYS_ADMIN**
 - Child *usersns_setns_test* process was in **sibling user NS** and so had no capabilities in target user NS

Quiz (who can signal a process in a child user NS?)



- Sending a signal requires UID match or `CAP_KILL` capability
- Assume A and B have no capabilities in initial user NS
- Assume C was first process in child NS and has all capabilities in NS
- To which of B, C, D can process A send a signal?
- Can process B send a signal to process D?
- Can process X send a signal to processes C and D?
- Can process C send a signal to A? To B? To D?

Quiz (who can signal a process in a child user NS?)



- A can't signal B, but can signal C (matching credentials) and D (because A has capabilities in D's namespace)
- B can signal D (matching credentials)
- X can signal C and D (because it has capabilities in parent user NS)
- C can signal A (credential match), but not B

Exercises

- 1 As an unprivileged user, start two *sleep* processes, one as the unprivileged user and the other as UID 0:

```
$ id -u
1000
$ sleep 1000 &
$ sudo sleep 2000
```

As superuser, create a user namespace with root mappings and run a shell in that namespace:

```
$ PS1="ns2# " sudo unshare -U -r bash --norc
```

Verify that the shell has a full set of capabilities and a UID map "0 0 1":

```
ns2# egrep 'Cap(Prm|Eff)' /proc/$$/status
ns2# cat /proc/$$/uid_map
```

[Exercises continue on next slide]

Exercises

From this shell, try to kill each of the *sleep* processes started above:

```
ns2# ps -o 'pid uid cmd' -C sleep # Discover 'sleep' PIDs
...
ns2# kill -9 <PID-1>
ns2# kill -9 <PID-2>
```

Which of the *kill* commands succeeds? Why?

- 2 Write a program to set up two processes in a child user namespace as in the scenario shown in the previous “Quiz” slide
[[template: namespaces/ex.usersns_cap_sig_expt.c](#)]

- After compiling the program, assign capabilities to the executable as follows:

```
sudo setcap cap_setuid,cap_setgid=pe \  
    <program-file>
```

- While running the program, try sending signals to processes “C” and “D” from a shell in the initial user namespace, in order to verify the answers given for the Quiz.

Outline

16	User Namespaces and Capabilities	16-1
16.1	User namespaces and capabilities	16-3
16.2	What does it mean to be superuser in a namespace?	16-21
16.3	User namespace “set-UID-root” programs	16-31
16.4	Namespaced file capabilities	16-35
16.5	Namespaced file capabilities example	16-43

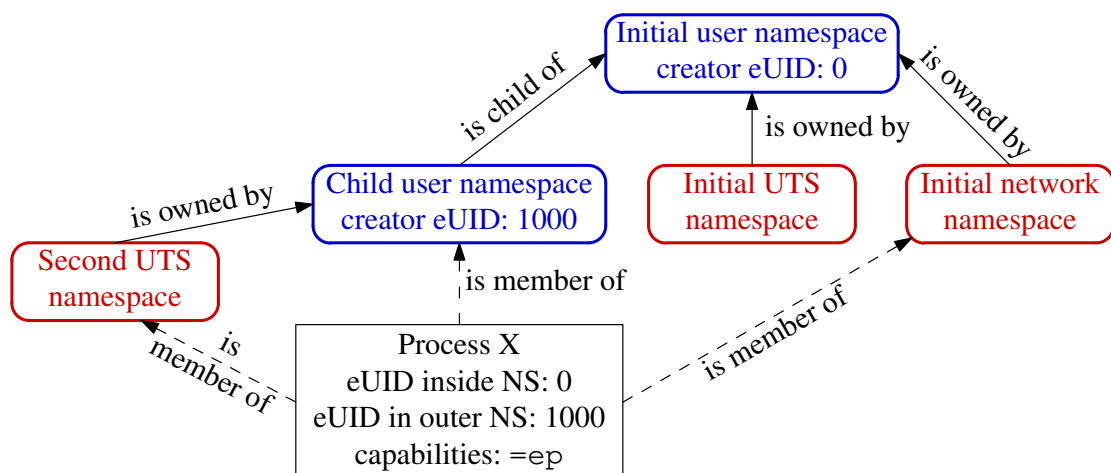
User namespaces and capabilities

- Kernel grants initial process in new user NS a full set of capabilities
- But, those capabilities are available **only for operations on objects governed by the new user NS**

User namespaces and capabilities

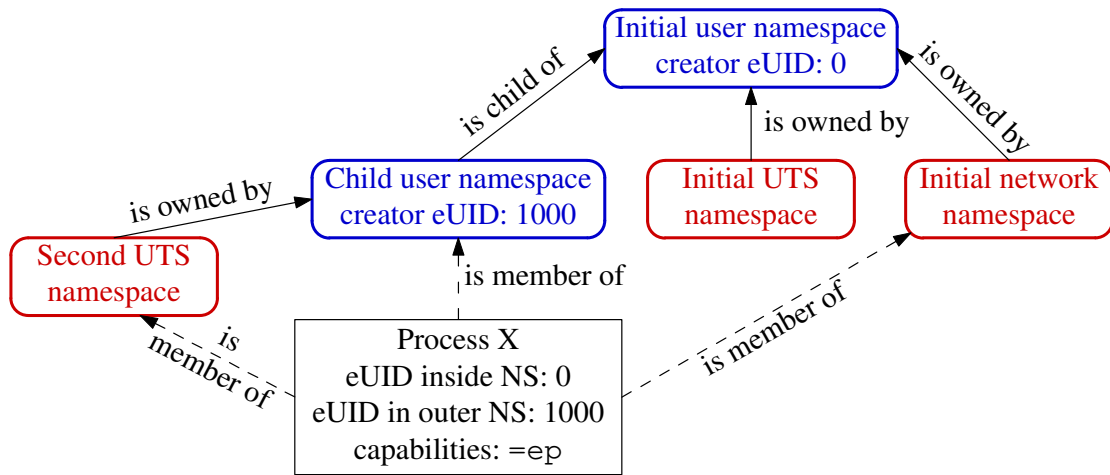
- **Kernel associates each non-user NS instance with a specific user NS instance**
 - When creating new network NS (for example), kernel associates user NS of creating process with new network NS
- Suppose a process operates on global resources governed by new NS:
 - Permission checks are done according to that process's capabilities in user NS that kernel recorded for new NS
- ⇒ User NSs can safely deliver full capabilities inside a NS without allowing users to damage wider system
 - (Barring kernel bugs)

User namespaces and capabilities—an example



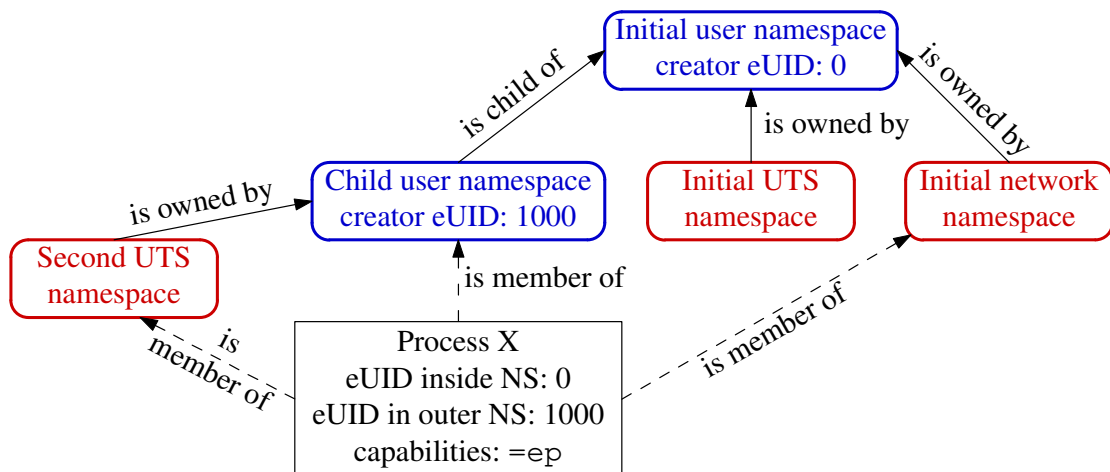
- Example scenario; X was created with: `unshare -Ur -u <prog>`
 - X is in a new user NS, created with root mappings
 - X is in a new UTS NS, which is owned by new user NS
 - X is in initial instance of all other NS types (e.g., network NS)

User namespaces and capabilities—an example



- Suppose X tries to change host name (`CAP_SYS_ADMIN`)
- X is in second **UTS** NS
- Permissions checked according to X's capabilities in user NS that owns that UTS NS \Rightarrow succeeds (X has capabilities in user NS)

User namespaces and capabilities—an example



- Suppose X tries to bind to reserved socket port (`CAP_NET_BIND_SERVICE`)
- X is in initial **network** NS
- Permissions checked according to X's capabilities in user NS that owns network NS \Rightarrow attempt fails (no capabilities in initial user NS)

Discovering namespace relationships

- Recall that there are various *ioctl()* operations that can be used to discover namespace relationships and other info
 - `NS_GET_USERNS`: get user NS that owns a nonuser NS
 - `NS_GET_PARENT`: get parent NS (for PID and user NSs)
 - `NS_GET_OWNER_UID`: get UID of creator of a user NS
 - `NS_GET_NSTYPE`: get NS type (`CLONE_NEW*`)
 - Details in *ioctl_ns(2)*
- These operations can be used to build visualization tools for namespaces and their relationships
 - An example: `namespaces/namespaces_of.go`
 - Scans `/proc/PID/ns/*` symlinks and uses above *ioctl()* operations to discover namespace relationships

Discovering namespace relationships

- Commands to replicate scenario shown in earlier diagram:

```
$ echo $$          # PID of a shell in initial user NS
327
$ unshare -Ur -u sh # Create new user and UTS NSs
# echo $$         # PID of shell in new NSs
353
```

- We can inspect using `namespaces/namespaces_of.go`
 - Shows namespace memberships of specified processes, in context of user NS hierarchy

Discovering namespace relationships

- Inspect with `namespaces/namespaces_of.go` program:

```
$ go run namespaces_of.go --namespaces=net,uts 327 353
user {3 4026531837} <UID: 0>
    [ 327 ]
net {3 4026532008}
    [ 327 353 ]
uts {3 4026531838}
    [ 327 ]
user {3 4026532760} <UID: 1000>
    [ 353 ]
uts {3 4026532761}
    [ 353 ]
```

- Shells are in same network NS, but different UTS NSs
- Second UTS NS is owned by second user NS
- NS IDs includes device ID (3) from underlying (hidden) NS filesystem
 - As described in *ioctl_ns(2)*, it is the combination of device ID + inode number that uniquely identifies a NS

What about resources not governed by namespaces?

- Some privileged operations relate to resources/features not (yet) governed by any namespace
 - E.g., change system time, load kernel modules, raise process nice values
- Having all capabilities in a (noninitial) user NS doesn't grant power to perform operations on features not currently governed by any NS
 - E.g., can't change system time, load/unload kernel modules, raise process nice values